



Umbauten, Erneuerungen, Retrofit

Photo report WU 120 Bank 8 and 9 Bank

Roll lathe

Hercules 2 pcs.

Revised by WIAP AG

Created hpw 09_07_2016

Use: Year

Task: The conventional copying roll lathe is to get control of a new CNC. With total revision. The surgeons had to copy itself usual, so very simple, parameterized by WIAP designed and produced CNC programs. Only the inputs of the R parameters could all be programmed.

New ball screws 80's in the X and Z axes. reground bed; New eingeschabt sled. New automatic lubrication system. The 4 claws box were also revised.




Figure 2: The old machine had secured the main engines on the headstock. WU4770



Figure 1: The soon finished machine in WIAP work Widnau in eastern Switzerland. WU4715



Figure 3: Strong spindle drive motors. The hard roll machining needs a good turning moment. WU4760




Figure 4: The lower slide structure had to be redesigned for the ball screws in the X-axis and Z-axis. 80 x 10 mm. WU4765



Figure 6: The Z-axis guide is designed for a very strong cross-shaft cutting pressure. The machine had four steels, which simultaneously turned the roll contour. This resulted in a very large management burden. The machine had insert strips made of spring steel, which we shared. WU4740



Figure 5: Age, robust, good engineering. WU4750



Figure 7: Good, heavy cast, so this machine is not to come to a natural resonance. WU4755



Figure 8: We have improved after-the whole slide system. Lubrication holes completed. All newly sanded and eingeschabt. 10 Pad points per mm 2 inches respected /. WU4730



Figure 9: Even the headstock had to be eingeschabt and aligned. Cylindricity of less than 0.02 mm to 500 mm. WU4710



Figure 10: to scrape the heavy headstock down, was not so easy. Because of the weight he was not well suited for an instant. So the overhead cockroaches was needed. Had the error been great, we would have done a Umdrehjoch to simply apply the headstock. WU4705



Figure 11: This sturdy, heavy, conventional roll lathe is being rebuilt from the WIAP on CNC. WU4725




Figure 12: After the grinding bed, the alignment of the machine follows. WU4720



13: We have made several such roller rotary machine. The CNC programming was an invention of WIAP. All parameterized-trisiert. With few parameters these older operators which previously copied only with the lathes and CNC had no experience could, within redirecting a new workpiece minutes. WU4735

When WIAP AG are not only the old who can do that. For years, the WIAP this training, intensified for the cockroaches. There are always two shaving machines at hand.

The cost of a retrofit (conversion with revision) to a new machine is about 40 to 60% of a new machine, because the basic meat is available. Only an exchange of CNC without drives what is possible today, with analog drives, can not be held rare even among 10 to 20% of the machines new purchase value. Even then, you have the built latest CNC control on the machine so that the operator does not feel he has an old machine. Thanks to the WIAP alarm system design prevents incorrect operations and not know how to do something, backed with messages. This results in a very simple operation for all employees who work on a retrofitted by the WIAP machine. Thus its pleasure to work with the machine.



Figure 14: This heavy, robust roll lathe after reconstruction, ready for the return delivery to the German steel mill. WU4775

The WIAP AG continues to expand its machine tools and has a supply Ante tribe. Whether for new machines or conversions; there are usually used everywhere the same internal components. Thus, the spare parts warranty is secured.

End Photo Report hpw

Manufacturers and sales, design electrically and mechanically all from one hand

WIAP ® AG Ltd SA
Industriestrasse 48L
CH-4657 Dulliken



Phone: ++ 41 62 752 42 60
Fax: ++ 41 62 752 48 61
wiap@widmers.info
www.widmers.info / www.wiap.ch